



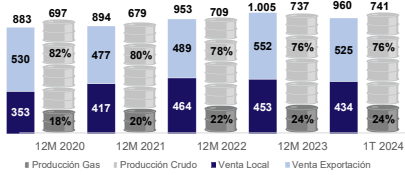
DASHBOARD

Operativo & Financiero
1T24

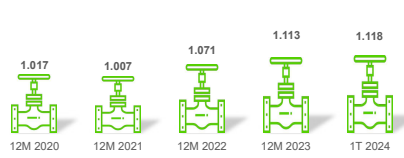


CIFRAS OPERATIVAS & DE SEGMENTOS

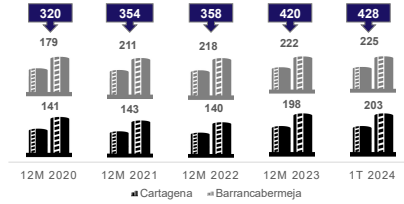
Producción y Ventas (kbped)
2020 - 1T 2024



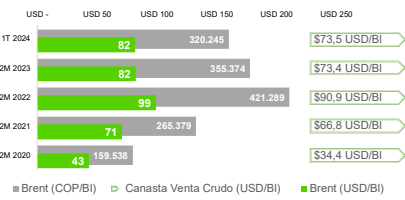
Volumenes Transportados (kbped)
2020 - 1T 2024



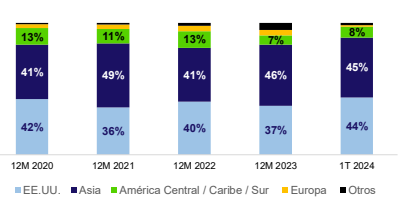
Carga Refinación (kbped)
2020 - 1T 2024



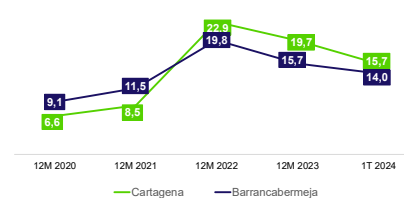
Comportamiento Precios y Diferenciales
2020 - 1T 2024



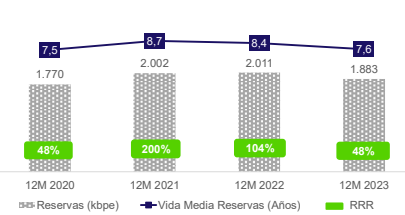
Destinos de Exportación
2020 - 1T 2024



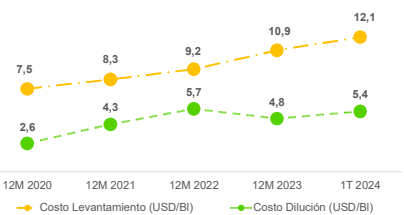
Margen de Refinación (USD/BI)
2020 - 1T 2024



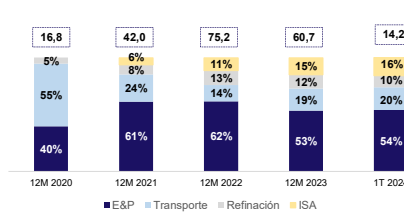
Reservas
2020 - 2023



Costos Unitarios (USD/BI)
2020 - 1T 2024

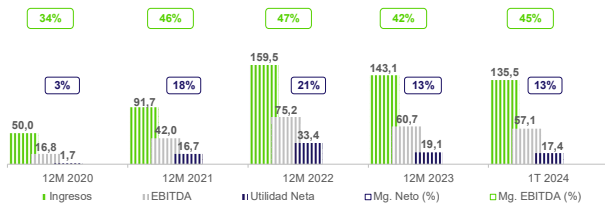


EBITDA por Segmento (COP Bn)
2020 - 2024 (Últimos 12M)

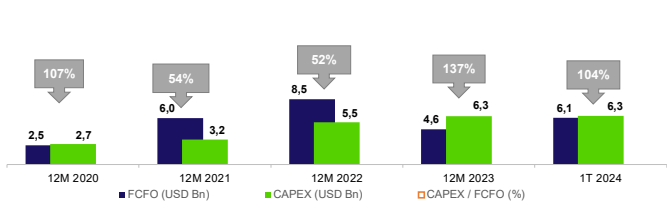


CIFRAS FINANCIERAS

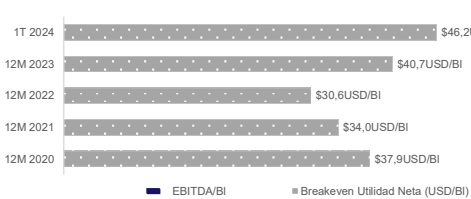
Comportamiento Estados de Resultados (COP Bn)
2020 - 2024 (Últimos 12M)



Flujo de Caja vs. CAPEX
2020 - 2024 (Últimos 12M)



Breakeven de Utilidad Neta (USD/BI) vs EBITDA/BI
2020 - 1T 2024



Endeudamiento (USD Bn)
2020 - 1T 2024

